

24" Built-in Wine Cellar Column, Reversible Door Professional Series



REF24WCBPNV

These built-in column wine cellars are masterpieces of Bertazzoni design and technology. Their stylish panel ready and glass doors reflect close attention to detail and high-quality materials.

Enjoy flexible storage of all types of bottles with Bertazzoni wine columns, designed with three independently adjustable temperature zones from 41°F to 68°F. Ensure the utmost in bottle storage with a beechwood shelf design anchored by a premium telescopic smooth motion glide system.

Access temperature for each zone and interior lighting settings through the intuitive digital touch control interface. Fresh pure air circulation with charcoal layered filters preventing unwanted scent crossover, for optimal wine preservation.

Designed to allow for elegant configurations of wine cellar, refrigerator and freezer in any desired width.

To mount a Bertazzoni handle kit on a custom kitchen cabinet panel, use brass threaded inserts available for purchase [here](#).

This refrigerator integrates seamlessly with all other Bertazzoni appliances into style-harmonized suites for a true, high-performing kitchen.

Handle kits and door panels are sold separately.

Bertazzoni built-in column wine cellars are covered by an industry-leading 2-year parts and labor warranty.

Guarda online

Specifications

Features

General features

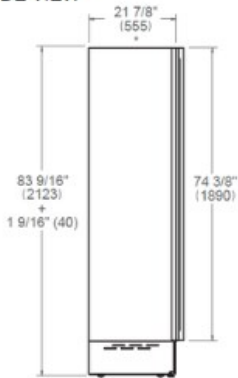
Size	24 in
Cooling system	three temperature zones
User interface	LED touch control interface
Display functions	Entertainment mode, Light color selection, Sabbath mode, Showroom mode
Lighting	LED lights interior illumination
Door ajar alarm	yes
Door finishing	Panel ready or Stainless steel or Carbonio metal painting
Cabinet finishing	stainless steel back wall
Wine racks	14 wooden shelves
Bottle capacity	100 bottles
Sound rating	41 dbA
Certification	DOE Compliant, ETL

Technical specifications

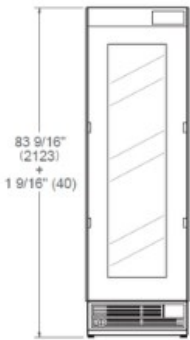
Electrical supply	115 V - 60 Hz - 1.5 A
Power rating	150 W
Power connection	NEMA 5-15P with 90" power cord
Energy consumption	252.0 kWh/yr

Dimensions

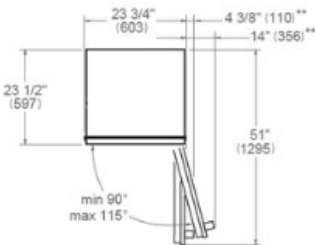
SIDE VIEW



FRONT VIEW



TOP VIEW



* Depth without door
** Maximum Overall Handle Dimension,
3/4" (19) door panel thickness